



Summer Holidays Assignment (2025-2026)

Class- II

Vacation time!

It would be a great idea to engage your creative mind and skilful hands with pencil, craft and splash of colours.

Make your holidays fruitful and add wings to your creations.



Dear students and parents

It's summertime when faces light up with smiles.

It's time for the children to play, relax and enjoy as summer vacation is the time they eagerly await for. Also, this is the time to unlock the days creatively making the most while at home. Along with the break, come many opportunities for your child to share new discoveries in reading, baking, gardening, painting, drawing and even composing their own songs or taking up any hobby.

Here are the ways by which you can make the holidays fun and meaningful at the same time :

- Provide your child with some quiet reading time. Set aside fifteen or twenty minutes each day for your child to relax and curl up with a good book.
- Ask your child to help you in doing small household chores like cleaning the cupboards, watering the plants, making the bed, serving meals. Helping in the kitchen can be fun too.
- Don't let them become a couch potato!! REDUCE SCREEN TIME. Instead make them play interesting games like Scrabble, Pictionary, Chess etc.
- Encourage them to exercise or take up a sport and be fit.
- Take them to parks where they can spend time observing the wonders of blooming of flowers, sprouting of new leaves, rising or setting of the sun, flock of birds taking off or coming back to roost etc

As the school announces the summer break, we want to ensure that the children have a constructive vacation. With this thought some holidays' homework is being given which will keep the child active and observant. The work can easily be done by the students with a little assistance, only when required.

Follow the guidelines given by teachers to complete specific activities.



Note: Take printout of the given worksheets and bring them in a folder. Write your name, class and roll no. on the folder.

1. **'Great Communication begins with Connection.'**

Dear parents, summer vacation is the most appropriate time to develop a wonderful bond with the child and enhance the speaking skills of the child along with basic mannerism. Encourage your ward to use the following statements in daily conversations-

- Greeting elders by saying Namaskar
- May I go out to play?
- Can I invite my friends to spend the evening together?
- Good bye! See you later.
- Hello papa, how are you feeling today?
- Mumma, how can I help you in household work?
- What did you do over the weekend?
- Say **SORRY** - When you make a mistake or accidentally hurt someone's feelings.
- Say **THANK YOU** - When someone does something kind or helpful for you. When someone gives you a gift or does something thoughtful.

Practice these phrases:

- May I borrow your eraser/ pencil/ sharpener?
- May I come in?
- May I drink water?
- May I go to washroom?
- May I go to wash my hands?

2. **Reading Time**

Choose any story book from the list given below and read it during your summer vacation.

Suggested books:

- ☆ Beauty and the Beast
- ☆ Hansel and Gretel
- ☆ The Little Mermaid
- ☆ The Monkey and the String of Pearls
- ☆ Snow White and the Seven Dwarf
- ☆ Pus in Boots

Learn a short summary of one of the story and share it with your friends in the class after vacations.

3. Revise the syllabus done so far.
4. Complete the given worksheets.

Worksheet-I

- Arrange the following words in the order that they make complete sense:

1. are my toys these.

2. milk cow us gives.

3. a lamb little had Mary.

4. elders your always respect should you.

5. you where are going ?

6. seven weeks are a in there days.

7. games love children play to.

8. beast donkey a burden of is.

9. sat wall on Humpty Dumpty.

10. make noise a not do.



NOUNS

shoes garage fish carnival library
sun crown chocolate coat car

1. We went to the _____ after lunch.
2. I feed my _____ twice a week.
3. She put _____ in her ice cream.
4. Do you have a _____?
5. I have a new pair of _____.
6. The queen had a beautiful _____.
7. Put on your _____. It is very cold outside.
8. The car is parked in the _____.
9. I got two books from the _____.
10. The _____ is shining brightly.



Noun Search 🔍

Underline the common names and circle the proper names.

**Pussy Cat, Pussy Cat,
where have you been?
I've been to London
to look at the queen.
Pussy Cat, Pussy Cat,
what did you do there?
I frightened a little mouse
under a chair.**



**Jack and Jill
went up the hill,
to fetch a pail of water.
Jack fell down
and broke his crown,
and Jill came tumbling
after.**

हिंदी

1. संज्ञा आइसक्रीम (Sangya Ice Cream Craft)

प्रत्येक छात्र को एक A-4 साइज शीट पर एक रंगीन स्कूप बनाना है जिसमें वह संज्ञा का एक उदाहरण लिखें। सभी स्कूप्स को आइसक्रीम कोन पर सजाया जाएगा। प्रत्येक रंग एक प्रकार की संज्ञा को दर्शाता है।

रंग संज्ञा का उदाहरण-

नीला - व्यक्ति (Person) - माँ, राहुल

हरा - स्थान (Place) - स्कूल, दिल्ली

गुलाबी- वस्तु (Object)- किताब, घड़ी

पीला - जानवर (Animal)- कुत्ता, शेर

रोल नंबर के अनुसार कार्य विभाजन

◆ रोल नंबर 1 से 10 – व्यक्ति संज्ञा लिखेंगे।

✍ उदाहरण: माँ, बच्चा, शिक्षक, राहुल, राधा

◆ रोल नंबर 11 से 20 – स्थान संज्ञा लिखेंगे।

✍ उदाहरण: स्कूल, पार्क, गाँव, बाज़ार, दिल्ली

◆ रोल नंबर 21 से 30 – वस्तु संज्ञा लिखेंगे।

✍ उदाहरण: किताब, पेन, कुर्सी, घड़ी, थैला

◆ रोल नंबर 31 से आगे तक – जानवर संज्ञा लिखेंगे।

✍ उदाहरण: कुत्ता, बिल्ली, शेर, घोड़ा, हाथी

इस गतिविधि को बनाने के लिए इस चित्र का उदाहरण लीजिए।



2. शब्द तितली (Word Butterfly Craft)

सामग्री: रंगीन पेपर, ग्लू, स्केच पेन, स्टिक

कैसे करें:-

तितली के पंखों पर अनुस्वार और अनुनासिक शब्दों को चिपकाएँ।

एक पंख अनुस्वार के लिए और दूसरा अनुनासिक के लिए हो।

उदाहरण:-

अनुस्वार :- पंख, कंप्यूटर, अंगूर, संकेत आदि।

अनुनासिक :- चाँद, गाँव, आँख, साँप आदि।

इस गतिविधि को बनाने के लिए इस चित्र का उदाहरण लीजिए।



कार्यपत्रिका -1
अपठित गद्यांश

नीचे लिखे गद्यांश को पढ़कर प्रश्नों के सही उत्तर चुनिए ।

सीमा एक छोटी बच्ची है। वह अपने माता-पिता के साथ गाँव में रहती है। सीमा को फूल और पेड़-पौधे बहुत पसंद हैं उसके घर के पास एक छोटा-सा बगीचा है। वह हर रोज़ बगीचे में पानी डालती है। वहाँ गुलाब, सूरजमुखी और तुलसी के पौधे हैं। सीमा हर दिन बगीचे की सफाई करती है। जब कोई फूल खिलता है, तो वह बहुत खुश होती है। सीमा का सपना है कि वह बड़ी होकर एक माली बने।

1) सीमा कहाँ रहती है ?

शहर में ()

गाँव में ()

जंगल में ()

2) सीमा को क्या पसंद है?

खेलना ()

गाना ()

पेड़-पौधे ()

3) सीमा बगीचे में क्या करती है?

किताबें पढ़ती है ()

पानी डालती है ()

गाना गाती है ()

4) 5. सीमा बड़ी होकर क्या बनना चाहती है?

अध्यापिका ()

डॉक्टर ()

माली ()

5) नीचे दिए शब्द का विलोम शब्द गद्यांश में से ढूँढकर लिखिए ।

दिन-_____

नीचे दिए गए चित्र को पहचानकर खाली स्थान में सही उत्तर चुनकर लिखिए।

Identify the picture given below and write the correct answer in the blank space.



खेल	मज़ा	गेंद	पार्क	दो
-----	------	------	-------	----

1. यह एक है।
2. लड़का पार्क में रहा है।
3. लड़के के पास एक है।
4. वह कुत्तों के साथ खेल रहा है।
5. लड़के को बहुत आ रहा है।

MATHEMATICS

- Revise the syllabus done so far.
- Learn tables from 2 - 10.
- Practice addition and subtraction of numbers upto 999 in your practice notebook.
- Complete the given worksheets

Worksheet 1

Q1. Complete the following questions from the given hints:-

162	328	273	184
680	204	127	95
755	827	951	616

In the table, Can you find?

A number between 100 and 150	
A number between 900 and 1000	
A number smaller than 100	
A number between 300 and 400	
A number that has 6 tens	
A number that has 5 ones	
A number that has 6 hundreds.	
A number that has 2 digits the same.	
A number with no tens	

Worksheet 2:

Q1. Write the number names for the following:

1. 123 = _____
2. 215 = _____
3. 367 = _____
4. 442 = _____
5. 589 = _____
6. 710 = _____
7. 836 = _____
8. 955 = _____
9. 874 = _____
10. 691 = _____

Q2. Write the numbers for the number names given:

1. Four hundred thirty-five = _____
2. Seven hundred eighty-two = _____
3. Three hundred nineteen = _____
4. Nine hundred = _____
5. Six hundred seventy-one = _____
6. Eight hundred forty-four = _____
7. Five hundred = _____
8. Two hundred seventy-seven = _____
9. One hundred eleven = _____
10. Six hundred sixty-six = _____

Q3. Use the symbols $>$, $<$ or $=$ to compare:

1. 642 _____ 536
2. 775 _____ 757
3. 823 _____ 832
4. 688 _____ 686
5. 900 _____ 900
6. 124 _____ 421
7. 139 _____ 931
8. 547 _____ 457
9. 893 _____ 839
10. 316 _____ 361

Q4. Write the numbers in ascending order:

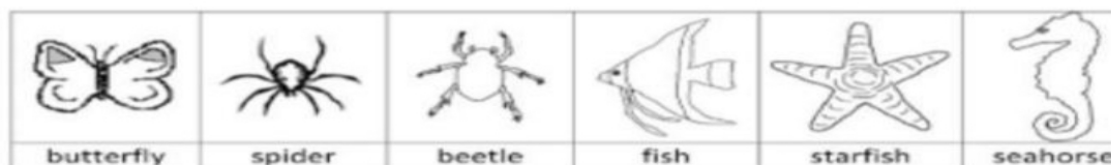
1. 442, 336, 759 → _____
2. 875, 757, 963 → _____
3. 223, 432, 320 → _____
4. 688, 88, 790 → _____
5. 910, 890, 985 → _____

Q5. Write the numbers in descending order:

6. 124, 421, 218 → _____
7. 119, 911, 312 → _____
8. 547, 775, 660 → _____
9. 883, 438, 539 → _____
10. 316, 63, 166 → _____

Worksheet-III

ORDINAL NUMBERS – FIND AND COLOR 5



If the butterfly is the first animal...

- 1) Which animal is fourth? _____
- 2) What place is the starfish in? _____
- 3) What place is the spider in? _____
- 4) Which animals is 3rd? _____
- 5) Which animal is last? _____
- 6) Color the second animal red.
- 7) Color the fourth animal orange.
- 8) Color the first animal yellow.
- 9) Color the 5th animal blue.
- 10) Color the third animal black.
- 11) Color the 6th animal green.

ENVIRONMENTAL STUDIES

1. Make one beautiful chart according to your roll numbers on these festivals on an A-3 size sheet:

Roll No. 1 to 6	Raksha Bandhan
Roll No. 7 to 12	Independence Day
Roll No. 13 to 18	Janmashtami
Roll No. 19 to 24	Dussehra
Roll No. 25 to 30	Deepawali
Roll No. 31 to 36	Christmas
Roll No. 37 onwards	Republic Day

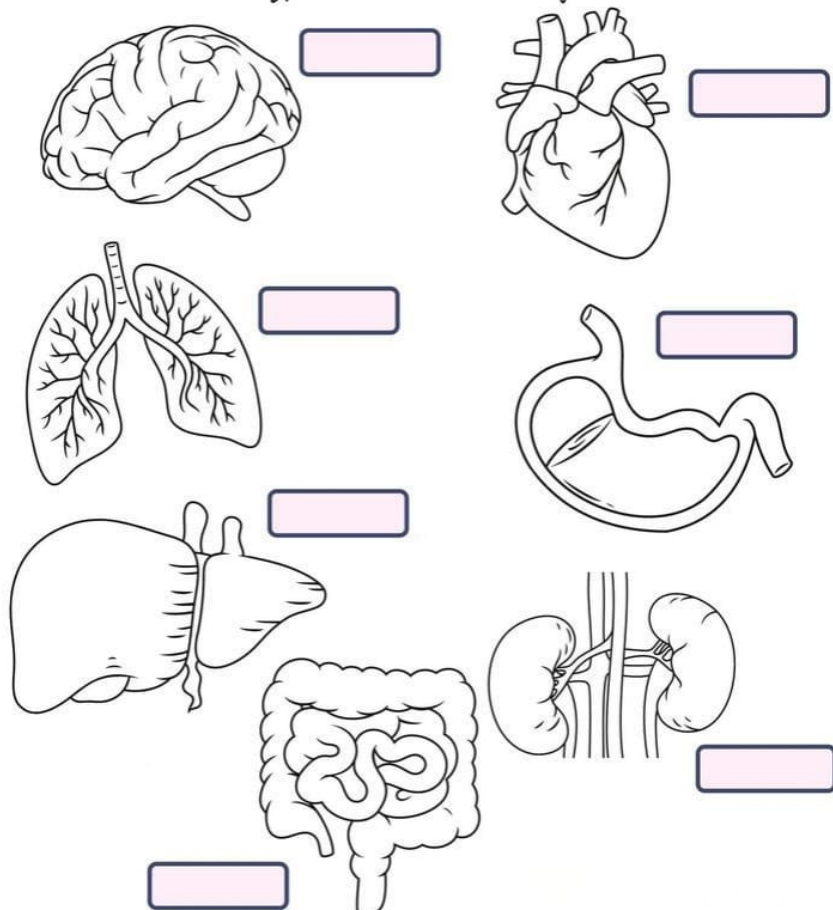
2. “My Little Green Buddy”

- Take a small pot or cup and fill it with soil.
- Put 4-5 seed of your choice into the soil.
- Cover the seeds lightly with soil.
- Water the soil gently every day to keep it moist.
- Place the pot in sunlight.
- Watch your seed grow into a seedling.
- Bring your seedling to school after the vacations.
- **Bonus Activity:** Prepare and speak 5-7 lines on the “Importance of Trees/Plants” when you bring your seedling.

3. Complete the given worksheet.

INSIDE THE BODY

Identify and color the internal organs.








GENERAL KNOWLEDGE

- 1. Listen any news channel regularly.
- 2. Complete the given worksheets.

Worksheet-1

Name the flowers shown in the given pictures and the Indian state it is associated with as the state flower.

	Flower	Indian State
		
		
		
		
		

Worksheet-2

Look at the pictures and write the names of the monuments.



Art and Craft

- 1) Best out of waste:- Design a beautiful pen stand with the waste material. Few pictures have been shared for reference.
- 2) Draw and colour any two animal faces on A-4 size white cartridge sheet (One animal face on each sheet). Use Oil pastel/ brush pens/ sketch pens for colouring and shading.

